

Tualatin Sliding Door Series

The Tualatin patio door provides clients with unmatched design flexibility. Our Tualatin Patio Slide offers XO, OX, OXO and OXXO configurations for large patio openings.

This series is available in white, sandstone, and clay on which can be laminated with a high-performance film for color fastness and durability.

Features:

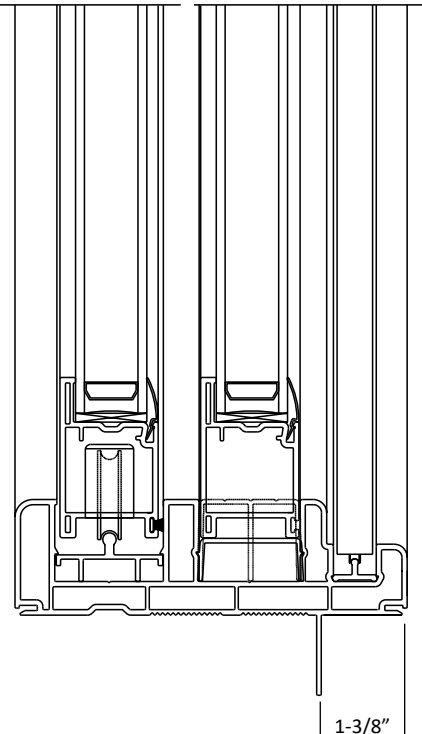
- Frame Depth: 5-1/2"
- Up to 1" glazing capability.
- SK - Stucco Key Nail Fin set back: 1"
- AG - Accessory Groove Nail Fin set back: 1-3/8"
- Ease of use Hardware, multiple options for ventilation and cleaning.

At a glance performance:

- Structural: up to LC PG30
- Acoustical: Currently no STC testing
- Thermal: down to 0.22*

*based on simulation

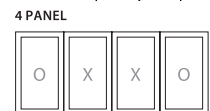
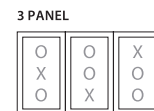
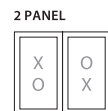
Due to continual product R&D these details listed are subject to change at anytime. NFRC data based on using triple silver LowE coatings.



Window Types Key

FW - Fixed Window no Sash
 FS - Fixed Window with Sash
 CS - Casement Window
 AW - Awning Window

SH - Single Hung Window
 SL - Sliding Window
 SD - Swing Door
 PD - Sliding Patio Door
 VT - VTAC



X = Operable Panel
 O = Fixed Panel