

## Tualatin Sliding Door Series

The Tualatin patio door provides clients with unmatched design flexibility. Our Tualatin Patio Slide offers XO, OX, OXO and OXXO configurations for large patio openings.

This series is available in white, sandstone, and clay on which can be laminated with a high-performance film for color fastness and durability.

**Features:**

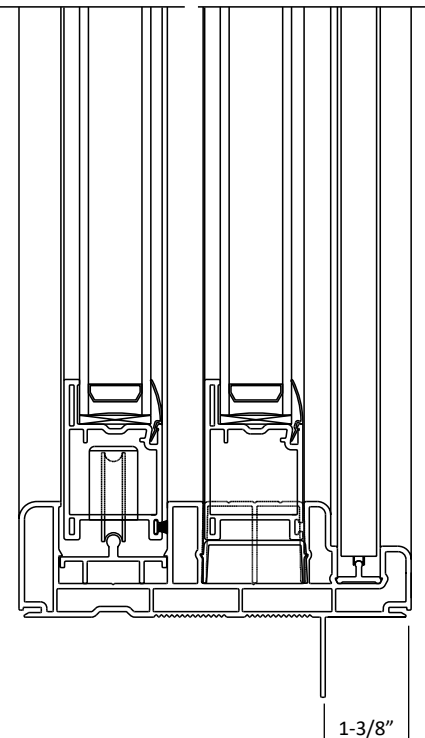
- Frame Depth: 5-1/2"
- Up to 1" glazing capability.
- High-definition finish for weather and stain resistance and ease of maintenance.

**Tualatin at a glance performance:**

- Structural: up to LC PG30
- Acoustical: Currently no STC testing
- Thermal: down to 0.22\*

*\*based on simulation*

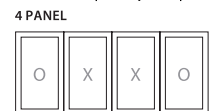
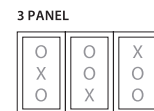
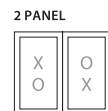
Due to continual product R&D these details listed are subject to change at anytime. NFRC data based on using triple silver LowE coatings.



**Window Types Key**

- FW - Fixed Window no Sash
- FS - Fixed Window with Sash
- CS - Casement Window
- AW - Awning Window

- SH - Single Hung Window
- SL - Sliding Window
- SD - Swing Door
- PD - Sliding Patio Door
- VT - VTAC



X = Operable Panel  
O = Fixed Panel